

AirLive GPON OLT-121
Quick Installation Guide
V1.0

airlive®

1. Indicator and Interface Description

1.1 Product Picture



Figure 1 GPON OLT-121

1.2 Application Chart

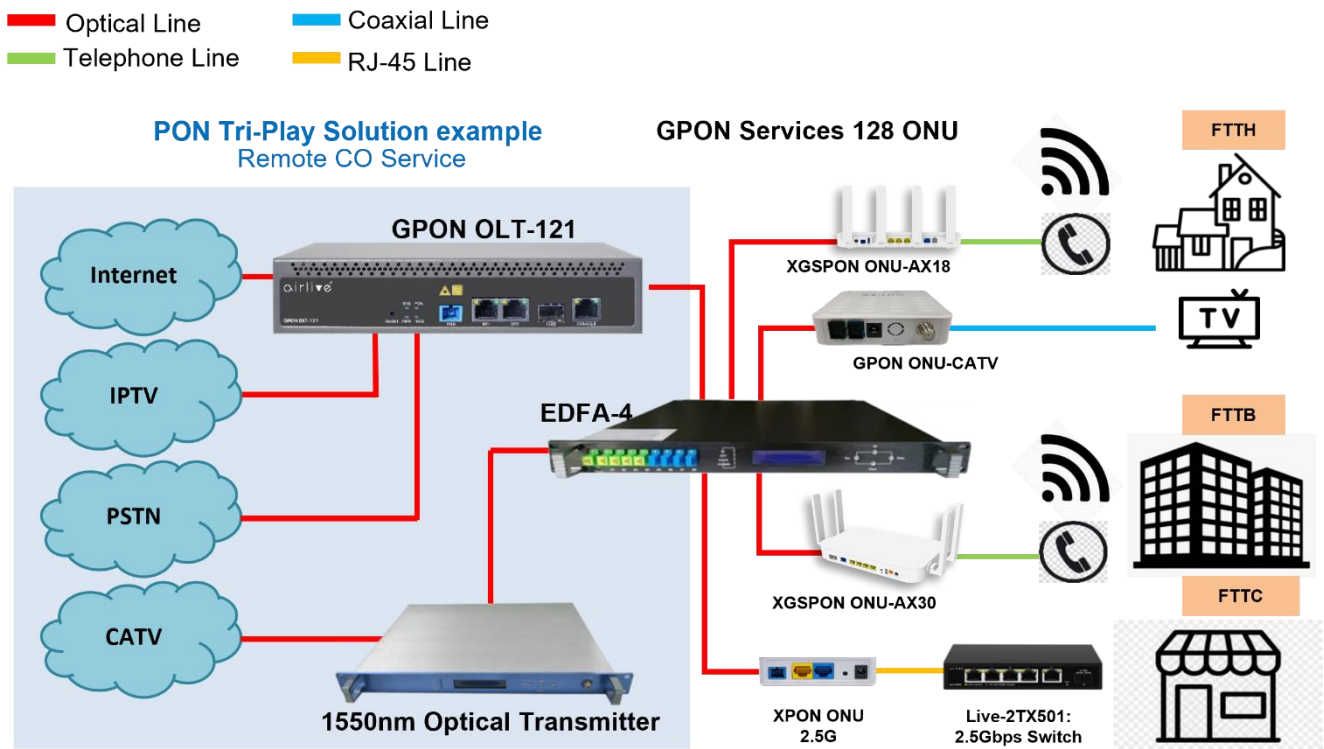


Figure 2 Application Chart

1.3 Application Chart

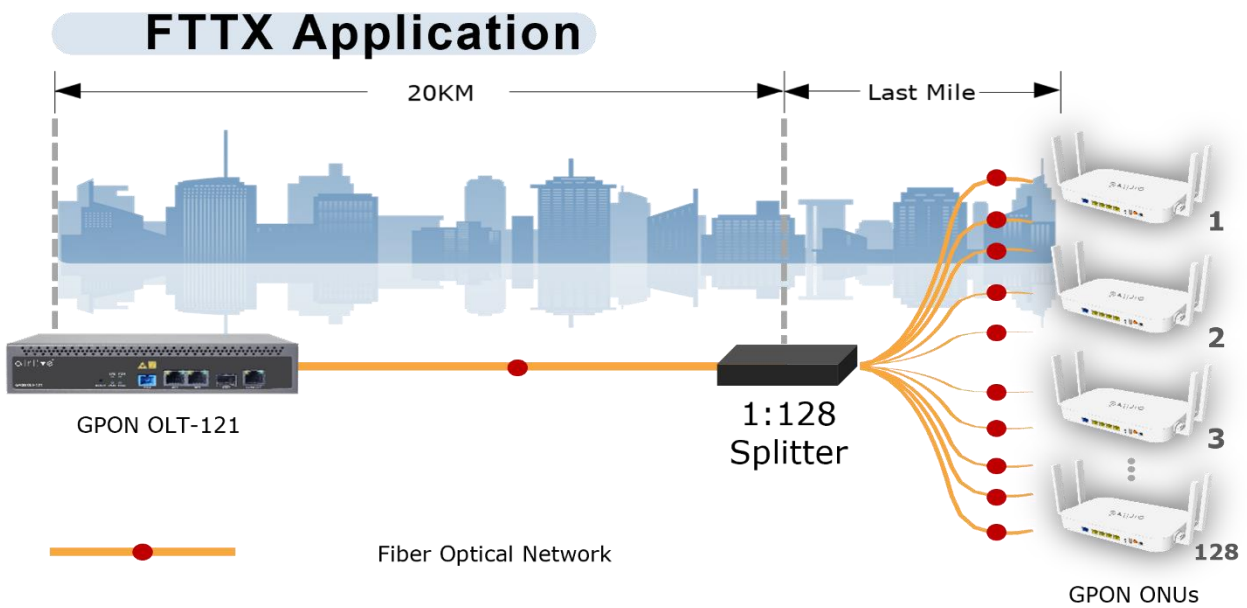


Figure 3 Application Chart

1.4 Interface/button Panel




Figure 4 Interface/button Panel

Name	Function
PON	Connect to Splitter or EDFA SC/UPC Connector.
LAN1/2	2 x 10/100/1000Mbps RJ-45 Port
SFP+	1 x 10G SFP+ Port
Console	1 x Console Port RJ-45

Table 1 Interface/button Panel

Default login of the OLT-121 is IP:192.168.8.200, Username: admin, Password: Xpon@Olt9417#

2. Packing List

Contents	Quantity	Contents	Quantity
GPON OLT-121	1 pcs	Power cable	1 pcs
Installation Guide	1 pcs		

3. Certification

The following products have been tested by us with the listed standards and found in compliance with the European directive 2014/35/EU / EMC directive 2014/30/EU. It is possible to use CE marking to demonstrate the compliance with the LVD / EMC directive.

EN 62368-1:2014+A11:2017

EN 55032:2015+A1:2020

EN 55035:2017+A11:2020

EN IEC 61000-3-2:2019+A1:2021

EN 61000-3-3:2013+A2:2021

4. Hardware Installation

Installation Environment Requirements

OLT equipment must be installed in the interior, and to ensure the following conditions:

- Confirmation at the OLT installation at sufficient space to facilitate cooling machine.
- OLT suitable operating temperature of $-5^{\circ}\text{C} \sim 55^{\circ}\text{C}$, humidity 10% to 85%.
- Device workplace should avoid radio transmitters, radar stations, and high-frequency interference from power equipment.

Equipment Installation

1. Installed on the desktop

Place the OLT on a clean bench, this installation is relatively simple, you can observe the following operation:

- Ensure the smooth workbench.
 - Around the device there is enough space for heat dissipation.
 - Do not place objects on the device.
2. Connect fiber, network cable and power adapter to the corresponding interfaces, and turn on the power of product.